




Estrus Analysis Report



Innovative. Precise. Secure.

The Estrus Analysis report pulls together information that you would previously have had to look for on multiple reports.

Use it to analyze a particular breed week to see number bred and service results, which can be further broken down by previous status.

See when and why the fallouts are happening.

Get Farrowing Performance broken down by service results and previous status.

See your filterable data in dynamic graphs.

- Divided into multiple sections:
 - Breeding
 - Breeding to 35 Days
 - > 35 Days to Farrowing
 - Farrowing Performance
- Each Section has further breakdown to:
 - < 7 Days from Wean
 - > 7 Days from Wean
 - Gilts
 - Repeats
- Run by Production Week of breeding
- Option to run by specific or all Genetic Lines
- Option to run by specific or all Parities
- Has a dynamic graphs tab

The report will open in a concise, printable summary with rolled up numbers per category.

	15	Week Number		23	24	25	26	27
	16							
	17	Breeding	Number of Services	461	452	418	557	466
+	22	Breeding to 35 days	Fallouts < 35 Days	90	71	89	130	98
	23		<35 Day Aborts	25	13	13	3	11
+	28		<35 Day Culls	2	3	3	8	4
+	33		<35 Day Deaths	2	0	0	1	4
+	38		<35 Day Euthanized	0	0	0	0	0
+	43		<35 Day Found Open	43	33	58	91	59
+	48		<35 Day Preg Chk Neg	18	22	15	27	20
+	53		<35 Day Repeats	0	0	0	0	0
+	58		<35 Day Transfers	0	0	0	0	0
+	63		Remaining in Group	371	381	329	427	368
+	68		Conception Rate	80.48%	84.29%	78.71%	76.66%	78.97%

To see the full report broken down by Days from Wean, Gilts, and Repeats, click on the 2 in the upper left hand corner of the report. Click on the 1 to return to the original view.

1	2	A	B	C	D	E	F
7							
8		Production Year	2014	2014	2014	2014	
10		Production Quarter	Q2	Q2	Q2	Q2	
12		Week	Jun-1-2014	Jun-8-2014	Jun-15-2014	Jun-22-2014	
13			Jun-7-2014	Jun-14-2014	Jun-21-2014	Jun-28-2014	
15		Week Number	23	24	25	26	
16							
17		Breeding	Number of Services	461	452	418	557
18			<7 days from wean	273	282	251	302
19			>7 days from wean	26	21	10	66
20			Gilts	151	132	142	121
21			Repeats	11	17	15	68
22			Fallouts < 35 Days	90	71	89	130
23			<35 Day Aborts	25	13	13	3
24			<7 days from wean	17	9	10	2
25			>7 days from wean	--	1	--	--
26			Gilts	7	2	1	1
27			Repeats	1	1	2	--

You can also show the breakdown on any given category without opening up every line. Click the + next to the category you would like to see.

	15	Week Number		23	24	25	26	27
	16							
	17	Breeding	Number of Services	461	452	418	557	466
+	22	35 days	Fallouts < 35 Days	90	71	89	130	98
	23		<35 Day Aborts	25	13	13	3	11
+	28		<35 Day Culls	2	3	3	8	4
+	33		<35 Day Deaths	2	0	0	1	4

	17	Breeding	Number of Services	461	452	418	557	466
	18		<7 days from wean	273	282	251	302	194
	19		>7 days from wean	26	21	10	66	77
	20		Gilts	151	132	142	121	124
	21		Repeats	11	17	15	68	69
-	22	ys	Fallouts < 35 Days	90	71	89	130	98
	23		<35 Day Aborts	25	13	13	3	11

Click the – to close the category

You can use the Breeding to 35 Days and the >35 Days to Farrowing sections to monitor both early and late fallouts, the reason for the fallouts, along with previous status.

-	22	Breeding to 35 days	Fallouts < 35 Days	90	71	89	130	98
	23		<35 Day Aborts	25	13	13	3	11
	24		<7 days from wean	17	9	10	2	--
	25		>7 days from wean	--	1	--	--	--
	26		Gilts	7	2	1	1	11
	27		Repeats	1	1	2	--	--
-	28		<35 Day Culls	2	3	3	8	4
+	33		<35 Day Deaths	2	0	0	1	4
+	38		<35 Day Euthanized	0	0	0	0	0
+	43		<35 Day Found Open	43	33	58	91	59
+	48		<35 Day Preg Chk Neg	18	22	15	27	20
+	53		<35 Day Repeats	0	0	0	0	0
+	58		<35 Day Transfers	0	0	0	0	0
+	63		Remaining in Group	371	381	329	427	368
+	68	>35 days to Farrowing	Conception Rate	80.48%	84.29%	78.71%	76.66%	78.97%
	69		Fallouts >35 Days	55	36	45	51	45
	70		>35 Day Aborts	37	19	27	19	12
	71		<7 days from wean	18	6	11	8	6
	72		>7 days from wean	2	--	--	1	2
	73		Gilts	15	12	16	8	4
	74		Repeats	2	1	--	2	--
-	75		>35 Day Culls	8	7	4	17	13
+	80		>35 Day Deaths	2	4	2	2	5
+	85		>35 Day Euthanized	0	0	0	0	0
+	90		>35 Day Found Open	8	6	11	12	10
+	95		>35 Day Preg Chk Neg	0	0	1	1	5
+	100		>35 Day Repeats	0	0	0	0	0
+	105		>35 Day Transfers	0	0	0	0	0
+	110		Remaining in Group	316	345	284	376	323

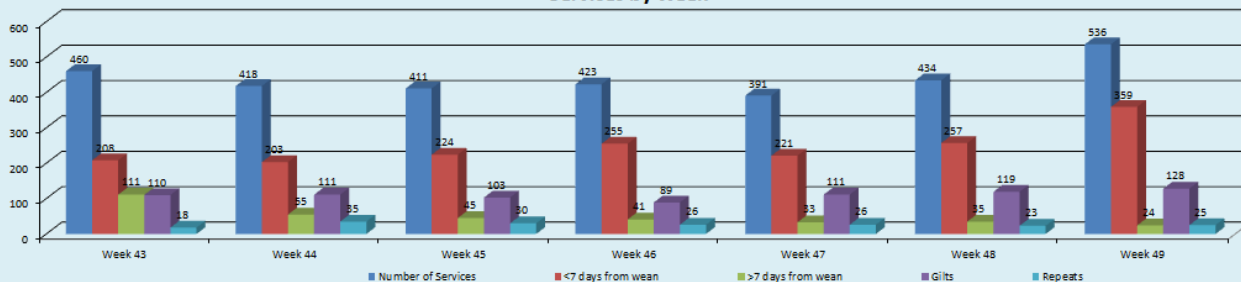
Monitor Born Alive and other Farrowing Performance by previous status.

+	115	Farrowing Performance	Farrowed	316	345	284	376	323	351
	116		Farrowing Rate	68.55%	76.33%	67.94%	67.50%	69.31%	75.16%
+	121		Total Born	8.2	8.8	8.4	7.6	8.5	9.5
.	122		<7 days from wean	8.3	8.4	9.0	7.3	9.3	10.3
.	123		>7 days from wean	7.5	8.5	12.3	8.6	9.7	9.9
.	124		Gilts	8.2	9.7	7.2	7.0	7.4	9.3
.	125		Repeats	5.5	9.7	5.5	9.1	6.8	7.9
-	126		Born Alive	7.0	7.7	7.3	7.0	7.6	9.0
+	131		Stillborn	0.4	0.4	0.4	0.3	0.3	0.3
+	136		Mummified	0.7	0.7	0.7	0.4	0.6	0.2
+	141		Average Weaned	5.7	6.5	5.8	6.2	6.5	7.4

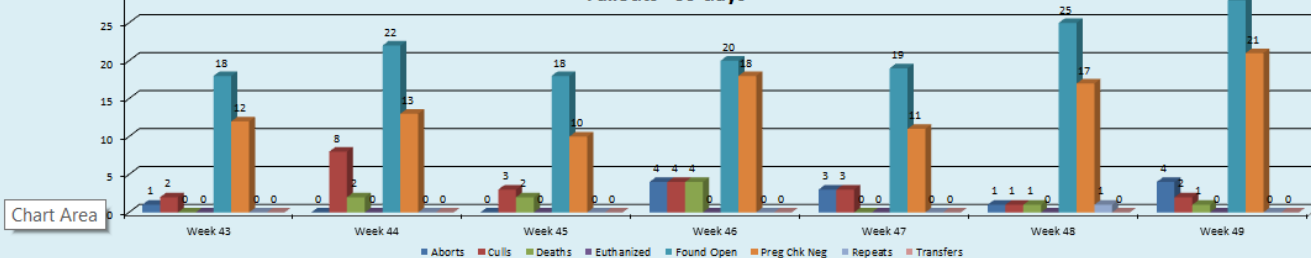
This report has a filterable Graphs tab for great visuals on Services by Week and Fallouts. Filter and sort the data to see your graphs change.

Services By Week						Fallouts < 35 Days										Fallouts > 35 Days									
Week	Number Services	<7 days wean	>7 days wean	Gilts	Repeats	Week	Abor	Cull	Deat	Euthar	Four One	Preg C Neg	Repei	Transl	Week	Abor	Cull	Deat	Euthar	Four One	Preg C Neg	Repei	Transl		
Week 43	460	208	111	110	18	Week 43	1	2	0	0	18	12	0	0	Week 43	11	1	4	3	0	0	0	0		
Week 44	418	203	55	111	35	Week 44	0	8	2	0	22	13	0	0	Week 44	8	4	2	0	0	0	0	0		
Week 45	411	224	45	103	30	Week 45	0	3	2	0	18	10	0	0	Week 45	4	3	2	1	2	1	0	0		
Week 46	423	255	41	89	26	Week 46	4	4	4	0	20	18	0	0	Week 46	5	3	1	0	2	0	0	0		
Week 47	391	221	33	111	26	Week 47	3	3	0	0	19	11	0	0	Week 47	9	3	1	1	3	1	0	0		
Week 48	434	257	35	119	23	Week 48	1	1	1	0	25	17	1	0	Week 48	8	2	2	0	0	0	0	0		
Week 49	536	359	24	128	25	Week 49	4	2	1	0	28	21	0	0	Week 49	3	3	0	0	0	1	0	0		

Services by Week



Fallouts <35 days



Contact us :

Email:

support@metafarms.com

Phone: 952-215-3233

Website: www.metafarms.com